

MFT6024-2PW20 Order Form

Date _____
 AVFI Sales REP _____
 Customer Signature _____

Quote No. _____
 Customer No. _____
 AVFI No. _____

Office Use Only

To generate your order form, please refer to the information provided below to insert the alphabetic and/or numeric code in the respective category boxes. Please note that without this filled out Order Form, your purchase **cannot** be processed.

1	2	3	4
Product Model	Finish	Chargeable Accessories (One Code Per Box)	Custom Cutouts
MFT6024-2PW20			

1 Choose Model Style (Front Panel)

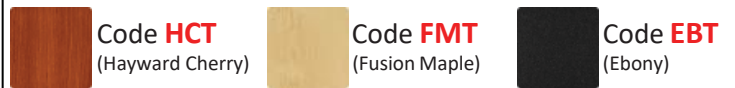


Included Standard Power Panels:
 1x **CUB22** Power Panels (2x outlet, 2x USB), Black
 1x grommet, Black


Code **MFT6024-2PW20** 2-Person Wedge Folding Table

2 Choose Product Finish



Standard Finishes (Ships within 1-15 business days)



Optional Finishes (Ships within 20 business days)



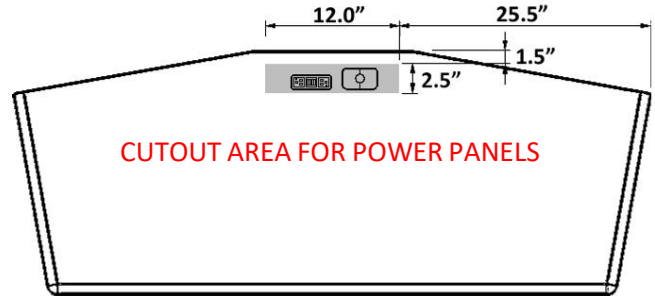
3 Chargeable Accessories (Check all that apply)

- Code **OO** No Accessories
- Code **E1** **PB** 6 Outlet Power Bar _____ Qty _____
- * Code **EK** **CUBM3** 3 Module Power & Data Panel (Black)_Qty _____
 - 2 Tamper Resistant AC Outlets.
 - 1 Cat 6 port (w/pigtail). 
- * Code **EL** **CUBM4** 4 Module Power & Data Panel (Black)_Qty _____
 - 2 Tamper Resistant AC Outlets.
 - 1 Cat 6 port (w/pigtail).
 - 1 HDMI port. 

* **Cutout Required** (Extra Charges will apply)


4 Custom Cutout Option (Extra charges will apply)

Please indicate custom cutout location on the drawing below



CUTOUT AREA FOR POWER PANELS

Specify location of the CUBM3 and/or CUBM4 on the cut-out area

 Cutout Area (44.5" W x 1.5" D)

Code **CO** No Custom Cutout

Code **CC** Custom Cutout (Specify on Cutout Area Above)

Notes

CAD Drawings/Symbols

CAD drawings are available by request at sales@vegroup.net

Comments (Please use this section to provide additional information)