

Date _____
 AVFI Sales REP _____
 Customer Signature _____

Quote No. _____
 Customer No. _____
 AVFI No. _____

Office Use Only

To generate your order form, please refer to the information provided below to insert the alphabetic and/or numeric code in the respective category boxes. Please note that without this filled out Order Form, your purchase **cannot** be processed.

1 Product Model	2 Top Option	3 Finish	4 Chargeable Accessories (One Code Per Box)	5 Custom Cutouts
PD51				

1 Product Model

Optional Tops



Code **PD51**
(Standard Configuration)

5101TP-L (Left Overhang)



5101TP-R (Right Overhang)




5102TP (Double Overhang)




2 Choose Product Finish


Standard Finishes (Ships within 1-15 business days)



Code **CJT**
(Crossfire Java)





Code **ELT**
(Elegance)





Code **EBT**
(Ebony)


Optional Finishes (Ships within 20 business days)



FMT



HCT



RCT



CLT


ART


BRT


CWT


BAT


SGT

Comments (Please use this section to provide additional information)

Notes

CAD Drawings/Symbols
 CAD drawings are available by request at sales@vegroup.net

Custom Cutouts
 Estimated lead time within 20 business days from receipt of P.O. and signed drawings.

Customizations
 Modifications to design such as shape and/or size variations have to be quoted on a per case basis and are applicable for quantities of 10+ only.

2 Choose Top Option (Extra Charges Apply)

Code **C7** 5101TP-L (58" Left Overhang Worktop)
 Code **C8** 5101TP-R (58" Right Overhang Worktop)
 Code **C9** 5102TP (58" Double Overhang Worktop)

3 Chargeable Accessories (Check all that apply)

Code **00** No Accessories
 Code **A4** SH-FL-51 Folding Side Shelf Kit.....Qty _____
 Code **B1** 9031-1 1U Utility Metal Shelf.....Qty _____
 Code **B2** 9031-2 2U Utility Metal Shelf.....Qty _____
 Code **B3** 9031-3 3U Utility Metal Shelf.....Qty _____
 Code **B4** 9041 Sliding Metal Shelf (Rear Rack Rail required).....Qty _____
 Code **B5** 9052-2 2U Sliding Metal Drawer.....Qty _____
 Code **B6** 9052-3 3U Sliding Metal Drawer.....Qty _____
 * Code **D1** MIC-18 MX418 S/C Microphone.....Qty _____
 * Code **D2** LIGHT-18 Gooseneck Light.....Qty _____
 * Code **D3** FM3 Timer/Clock.....Qty _____
 Code **E1** PB 6 Outlet Power Bar.....Qty _____
 * Code **E3** CUB3 Round Cable Well.....Qty _____
 * Code **E4** SF-PB3 3 Outlet Power Bar.....Qty _____
 * Code **E5** CUB5 Black Round Cable Well.....Qty _____
 * Code **E6** CUB5 Silver Round Cable Well.....Qty _____
 * Code **E7** PC-PATCH Power-Data Module.....Qty _____
 * Code **E8** CUB8 Table Top Cable Well.....Qty _____
 * Code **EA** CUB4S Silver Power Panel.....Qty _____
 * Code **EB** CUB4B Black Power Panel.....Qty _____
 \$* Code **EC** CHGQIW Wireless Charging Station White.....Qty _____
 \$* Code **EF** CHGQIB Wireless Charging Station Black.....Qty _____
 ** Code **ED** CHGQI-DNGL Dongle Lightning.....Qty _____
 Code **F9** 5104TP Bridge Top.....Qty _____
 Code **FA** 5104DE Desk End (ADA Compliant).....Qty _____
 Code **H6** RR14 14U Rack Rail Kit (Rear).....Qty _____
 Code **J1** 9107 Lacing Bar.....Qty _____
 Code **J5** DIR9200-12 12U Rack Module.....Qty _____
 Code **K1** C900S Single Monitor Arm.....Qty _____
 Code **K3** PLM1022 Monitor Mount.....Qty _____
 Code **K4** MM1232 Monitor Mount.....Qty _____
 Code **M5** MCB1925 Monitor/Camera Bracket.....Qty _____
 Code **Q1** LEV4A4X 4x Levelers for Non-Mobile Applications.....Qty _____


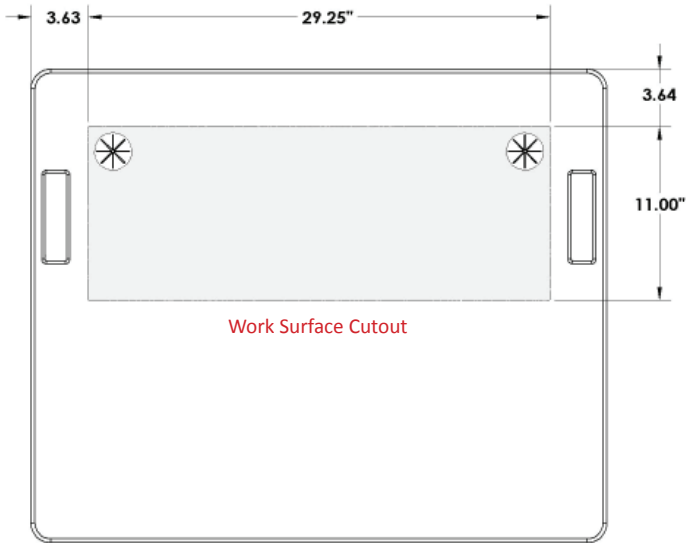
* Cutout Required (Extra Charges will apply)
 ** Requires CHGQIW/B accessory \$ Only on Flat Cutout

Custom Cutout Option on Page 2

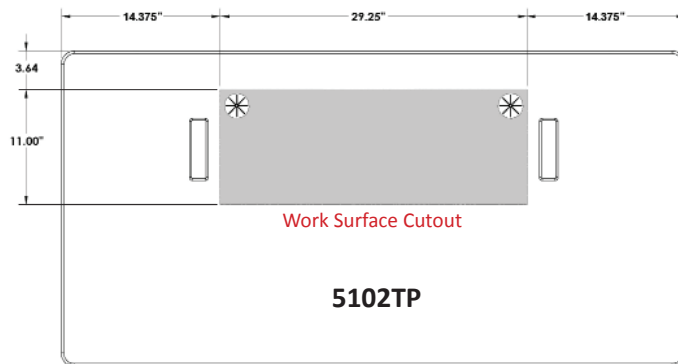
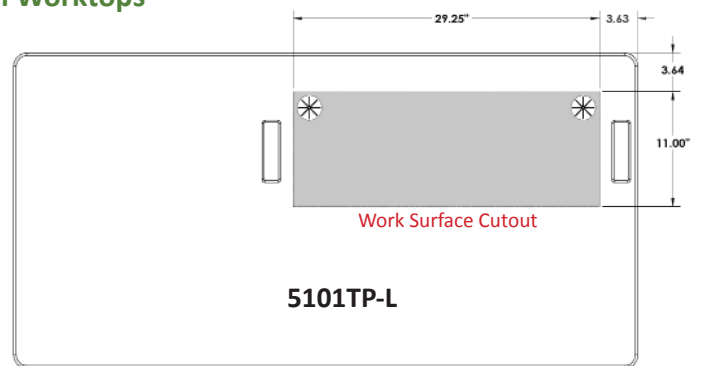
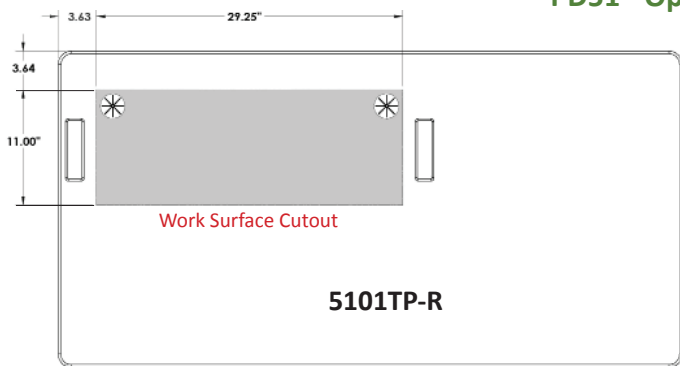
Please indicate custom cutout location on the drawing(s) below

5 Custom Cutout Option (Extra charges will apply)

PD51 - Standard Configuration



PD51 - Optional Worktops



Code **CO** No Custom Cutout
Code **CC** Custom Cutout (Specify on Cutout Area Above)

- Cutout Area - **Work Surface** (29.25"W X 11"D)
- Cutout Area - **Removable Console Top** (29.25"W X 10"D)
- Cutout Area - **Optional Worktop** (29.25"W X 11"D)