

Date _____
 AVFI Sales REP _____
 Customer Signature _____

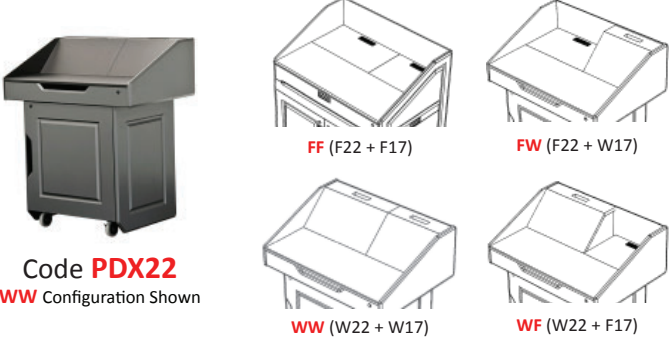
Quote No. _____
 Customer No. _____
 AVFI No. _____

Office Use Only

To generate your order form, please refer to the information provided below to insert the alphabetic and/or numeric code in the respective category boxes. Please note that without this filled out Order Form, your purchase **cannot** be processed.

1	2	3	4
Product Model	Finish	Chargeable Accessories (One Code Per Box)	Custom Cutouts
Choose Top PDX22- _____			

1 Product Model (Choose Top Configuration)



Code **PDX22**
WW Configuration Shown

FF (F22 + F17) **FW** (F22 + W17)

WW (W22 + W17) **WF** (W22 + F17)

2 Choose Product Finish

Standard Finishes (Ships within 1-15 business days)

Code **FMT** (Fusion Maple) Code **CLT** (Clove) Code **SGT** (Shark Grey)

Optional Finishes (Ships within 20 business days)

HCT **RCT** **CJT** **ART** **BRT** **ELT** **CWT** **BAT** **EBT**

- ### 3 Chargeable Accessories (Check all that apply)
- Code **O0** No Accessories _____
 - Code **B1** 9031-1 1U Utility Metal ShelfQty _____
 - Code **B2** 9031-2 2U Utility Metal ShelfQty _____
 - Code **B3** 9031-3 3U Utility Metal ShelfQty _____
 - Code **B5** 9052-2 2U Sliding Metal DrawerQty _____
 - Code **B6** 9052-3 3U Sliding Metal DrawerQty _____
 - * Code **D1** MIC-18 MX418 S/C MicrophoneQty _____
 - * Code **D2** LIGHT-18 Gooseneck LightQty _____
 - * Code **D3** FM3 Timer/ClockQty _____
 - * Code **D6** GRC60B Black 60mm Round GrommetQty _____
 - * Code **D7** GRC60W White 60mm Round GrommetQty _____
 - * Code **D8** GRC60G Grey 60mm Round GrommetQty _____
 - * Code **E0** POP5 Power-Data ModuleQty _____
 - Code **E1** PB 6 Outlet Power BarQty _____
 - * Code **E3** CUB3 Round Cable WellQty _____
 - * Code **E4** SF-PB3 3 Outlet Power BarQty _____
 - * Code **E5** CUB5 Black Round Cable WellQty _____
 - * Code **E6** CUB5 Silver Round Cable WellQty _____
 - * Code **E7** PC-PATCH Power-Data ModuleQty _____
 - * Code **E8** CUB8 Table Top Cable Well (Wedge surface required) Qty _____
 - * Code **EA** CUB4S Silver Power PanelQty _____
 - * Code **EB** CUB4B Black Power PanelQty _____
 - Code **J1** 9107 Lacing BarQty _____
 - Code **K1** C900S Single Monitor ArmQty _____
 - Code **K3** PLM1022 Monitor MountQty _____
 - Code **K4** MM1232 Monitor MountQty _____
 - Code **M5** MCB1925 Monitor/Camera BracketQty _____
 - Code **P4** MAGKEY Additional Key for Hidden LocksQty _____
 - Code **Q1** LEV4A4X 4x Levelers for Non-Mobile Applications Qty _____

Comments (Please use this section to provide additional information)

Notes

CAD Drawings/Symbols
 CAD drawings are available by request at sales@vegroup.net

Custom Cutouts
 Estimated lead time within 20 business days from receipt of P.O. and signed drawings.

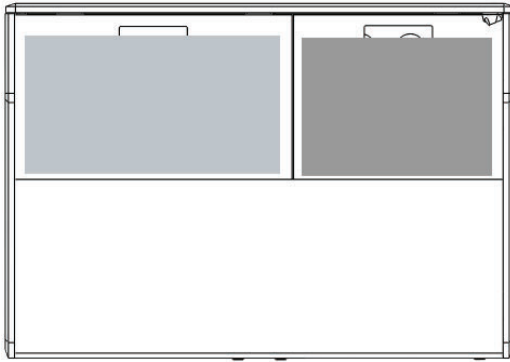
Customizations
 Modifications to design such as shape and/or size variations have to be quoted on a per case basis and are applicable for quantities of 10+ only.

Custom Cutout Option on Page 2

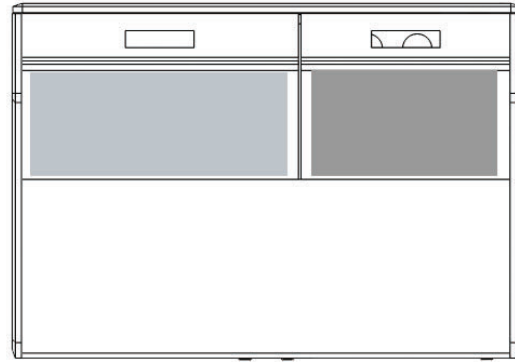
* Cutout Required (Extra Charges will apply)

Please indicate custom cutout location on the drawing(s) below

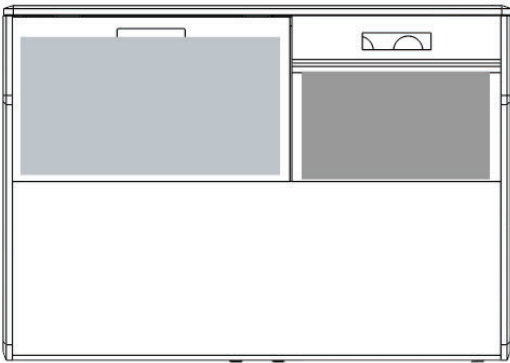
4 Custom Cutout Option (Extra charges will apply)



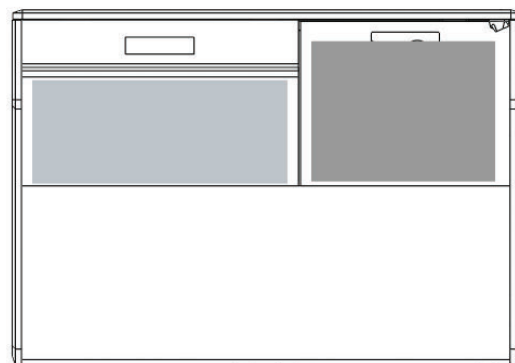
FLAT F22 + FLAT F17 = **FF**



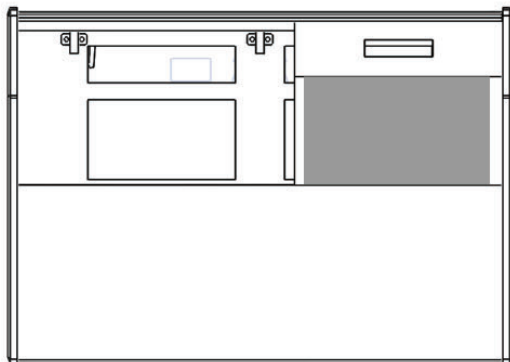
WEDGE W22 + WEDGE W17 = **WW**



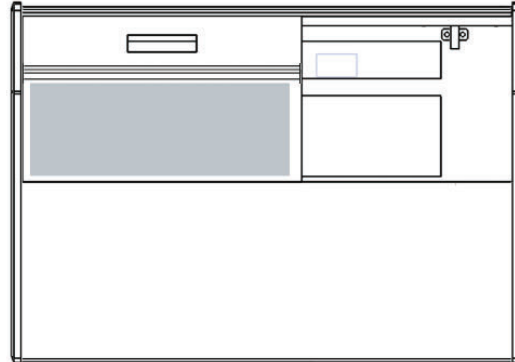
FLAT F22 + WEDGE W17 = **FW**



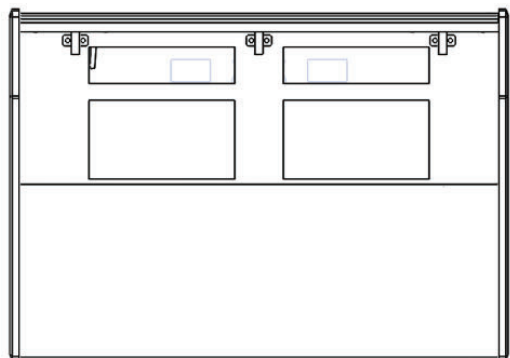
WEDGE W22 + FLAT F17 = **WF**




NO POD F0 + WEDGE W17



WEDGE W22 + NO POD F0



NO POD F0 + NO POD F0



Code **C0** No Custom Cutout

Code **CC** Custom Cutout (Specify on Cutout Area Above)

  Cutout Area