

Date _____
 AVFI Sales REP _____
 Customer Signature _____

Quote No. _____
 Customer No. _____
 AVFI No. _____

Office Use Only

To generate your order form, please refer to the information provided below to insert the alphabetic and/or numeric code in the respective category boxes. Please note that without this filled out Order Form, your purchase **cannot** be processed.

1	2	3	4
Product Model	Finish	Chargeable Accessories (One Code Per Box)	Custom Cutouts
PD5103			

1 Product Model



Code **PD5103**

2 Choose Product Finish

Standard Finishes (Ships within 1-15 business days)



Optional Finishes (Ships within 20 business days)



3 Chargeable Accessories (Check all that apply)

- Code **00** No Accessories _____
- Code **A4** **SH-FL-51** Folding Side Shelf KitQty _____
- Code **B1** **9031-1** 1U Utility Metal ShelfQty _____
- Code **B2** **9031-2** 2U Utility Metal ShelfQty _____
- Code **B3** **9031-3** 3U Utility Metal ShelfQty _____
- Code **B4** **9041** Sliding Metal Shelf (Rear Rack Rail required)Qty _____
- Code **B5** **9052-2** 2U Sliding Metal DrawerQty _____
- Code **B6** **9052-3** 3U Sliding Metal DrawerQty _____
- * Code **D1** **MIC-18** MX418 S/C MicrophoneQty _____
- * Code **D2** **LIGHT-18** Gooseneck LightQty _____
- * Code **D3** **FM3** Timer/ClockQty _____
- * Code **E0** **POP5** Power-Data ModuleQty _____
- Code **E1** **PB 6** Outlet Power BarQty _____
- Code **E3** **CUB3** Round Cable WellQty _____
- * Code **E4** **SF-PB3** 3 Outlet Power BarQty _____
- * Code **E5** **CUB5** Black Round Cable WellQty _____
- * Code **E6** **CUB5** Silver Round Cable WellQty _____
- * Code **E7** **PC-PATCH** Power-Data ModuleQty _____
- * Code **E8** **CUB8** Table Top Cable WellQty _____
- * Code **EA** **CUB4S** Silver Power PanelQty _____
- * Code **EB** **CUB4B** Black Power PanelQty _____
- * Code **EC** **CHGQIW** Wireless Charging Station WhiteQty _____
- * Code **EF** **CHGQIB** Wireless Charging Station BlackQty _____
- ** Code **ED** **CHGQI-DNGL** Dongle LightningQty _____
- Code **FA** **5104TP** Bridge TopQty _____
- Code **FA** **5104DE** Desk End (ADA Compliant)Qty _____
- Code **H2** **RMT14** 14U Rack Frame Kit (Rear)Qty _____
- Code **J1** **9107** Lacing BarQty _____
- Code **J5** **DIR9200-12** 12U Rack ModuleQty _____
- Code **K1** **C900S** Single Monitor ArmQty _____
- Code **K3** **PLM1022** Monitor MountQty _____
- Code **K4** **MM1232** Monitor MountQty _____
- Code **M5** **MCB1925** Monitor/Camera BracketQty _____
- Code **Q1** **LEV4AX4** 4x Levelers for Non-Mobile ApplicationsQty _____

Comments (Please use this section to provide additional information)

Notes

CAD Drawings/Symbols
 CAD drawings are available by request at sales@vegroup.net

Custom Cutouts
 Estimated lead time within 20 business days from receipt of P.O. and signed drawings.

Customizations
 Modifications to design such as shape and/or size variations have to be quoted on a per case basis and are applicable for quantities of 10+ only.

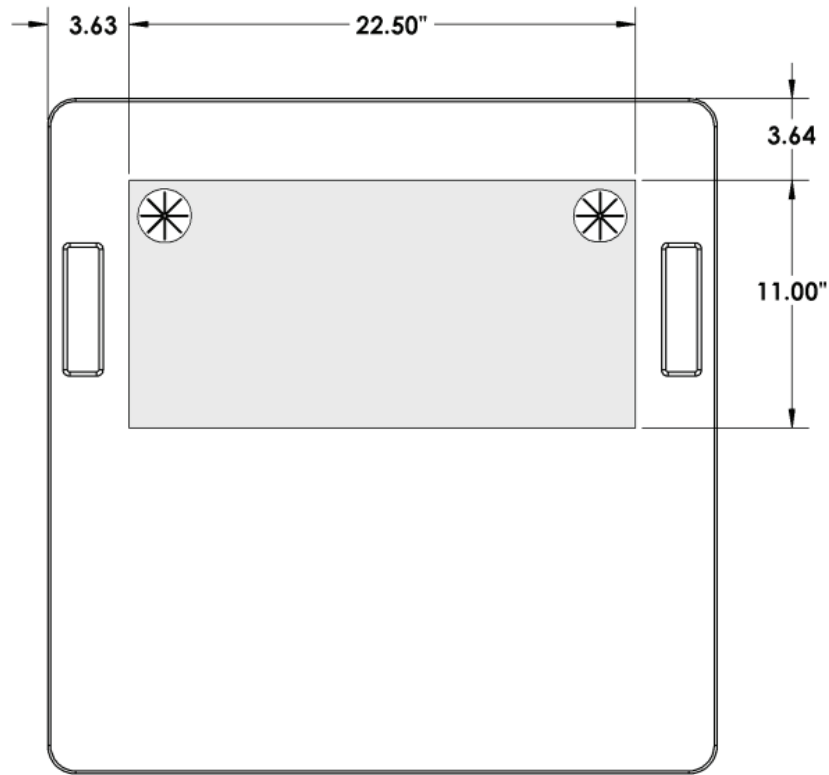
Custom Cutout Option on Page 2

* Cutout Required (Extra Charges will apply)
 ** Requires CHGQIW/B accessory § Only on Flat Cutout

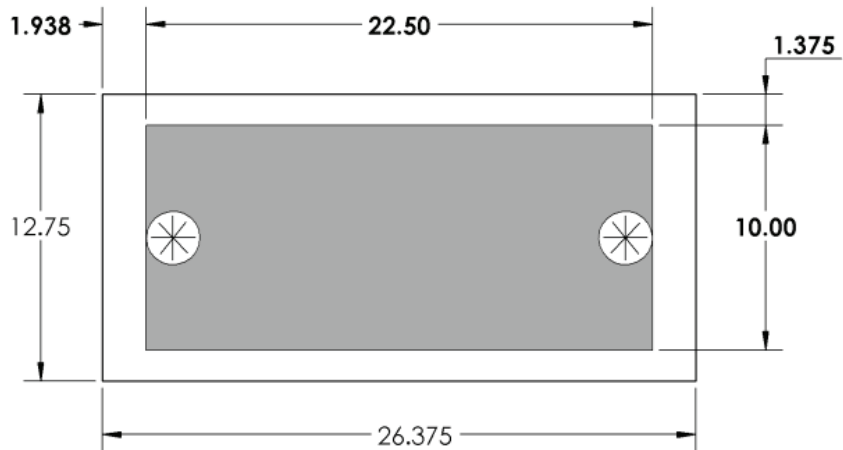
Please indicate custom cutout location on the drawing(s) below

4 Custom Cutout Option (Extra charges will apply)

Work Surface Cutout




Console Top Removable
Panel Cutout



Code **C0** No Custom Cutout

Code **CC** Custom Cutout (Specify on Cutout Area Above)

 Cutout Area - **Work Surface** (22.5"W X 11"D)

 Cutout Area - **Console Top** (22.5"W X 10"D)