

Date _____
 AVFI Sales REP _____
 Customer Signature _____

Quote No. _____
 Customer No. _____
 AVFI No. _____

Office Use Only

To generate your order form, please refer to the information provided below to insert the alphabetic and/or numeric code in the respective category boxes. Please note that without this filled out Order Form, your purchase **cannot** be processed.

1 Product Model	2 Finish	3 Chargeable Accessories (One Code Per Box)	4 Custom Cutouts
T526 EXT34	Tabletop Island(s)		


1 Product Model



Code **T526 EXT34** (Middle ∞ or End Against Wall)

2 Choose Product Finish

Standard Finishes - Tabletop



Note: The Island(s) standard finish is black (EBT). If another finish is desired, please choose from the above finishes and specify on the 'Finish' section #2.

3 Chargeable Accessories (Check all that apply)

- Code **00** No Accessories
- * Code **D1** MIC-18 MX418 S/C MicrophoneQty _____
- * Code **D4** FAN Cooling fanQty _____
- Code **E1** PB 6 Outlet Power BarQty _____
- * Code **E3** CUB3 Round Cable WellQty _____
- * Code **E4** SF-PB3 3 Outlet Power BarQty _____
- * Code **E5** CUB5 Black Round Cable WellQty _____
- * Code **E6** CUB5 Silver Round Cable WellQty _____
- * Code **E7** PC-PATCH Power Panel with Surge Protection.....Qty _____
- * Code **E8** CUB8 Table Top Cable WellQty _____
- * Code **EA** CUB4S Silver Power PanelQty _____
- * Code **EB** CUB4B Black Power PanelQty _____
- * Code **EC** CHGQIW Wireless Charging Station White.....Qty _____
- * Code **EF** CHGQIB Wireless Charging Station BlackQty _____
- ** Code **ED** CHGQI-DNGL Dongle Lightning.....Qty _____
- Code **J4** DIR9200-10 10U Rack Module.....Qty _____
- Code **K3** PLM1022 Monitor MountQty _____

* Cutout Required (Extra Charges will apply)
 ** Requires CHGQIW/B accessory

Comments (Please use this section to provide additional information)

Notes

CAD Drawings/Symbols
 CAD drawings are available by request at sales@vegroup.net

Custom Cutouts
 Estimated lead time within 20 business days from receipt of P.O. and signed drawings.

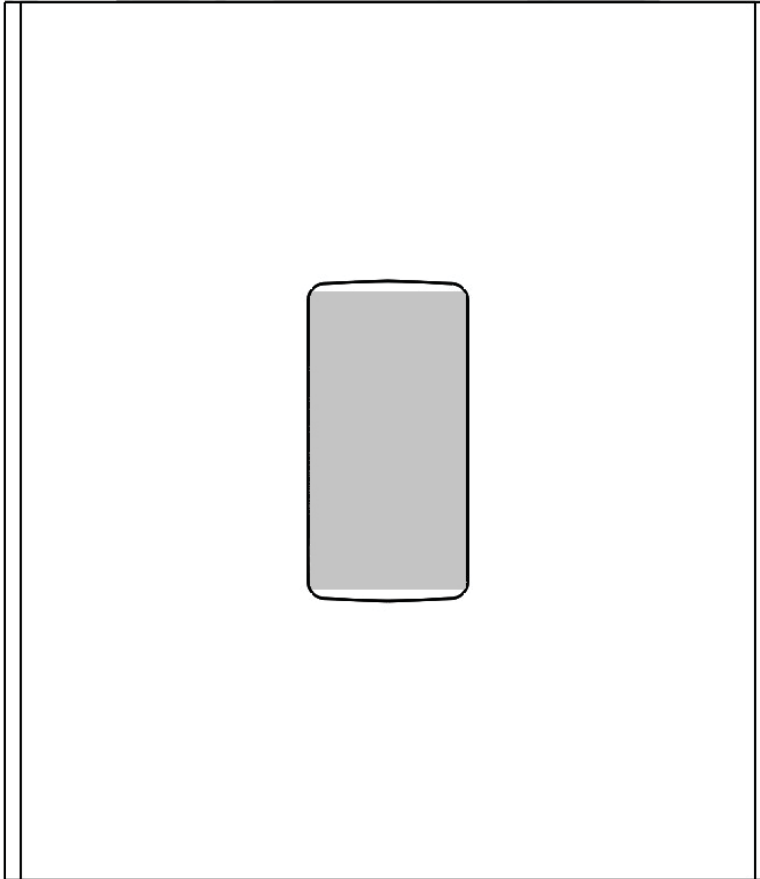
Customizations
 Modifications to design such as shape and/or size variations have to be quoted on a per case basis and are applicable for quantities of 10+ only.

Custom Cutout Option on Page 2

Please indicate custom cutout location on the drawing(s) below


4 Custom Cutout Option (Extra charges will apply)

EXT34 (MIDDLE ∞ OR END AGAINST WALL)



Code **CO** No Custom Cutout

Code **CC** Custom Cutout (Specify on Cutout Area Above)

 Cutout Area