

Date \_\_\_\_\_  
 AVFI Sales REP \_\_\_\_\_  
 Customer Signature \_\_\_\_\_

Quote No. \_\_\_\_\_  
 Customer No. \_\_\_\_\_  
 AVFI No. \_\_\_\_\_

Office Use Only

To generate your order form, please refer to the information provided below to insert the alphabetic and/or numeric code in the respective category boxes. Please note that without this filled out Order Form, your purchase **cannot** be processed.

1 Product Model	2 Finish	3 Chargeable Accessories (One Code Per Box)	4 Custom Cutouts
<b>T526 526RR</b>	Tabletop Island(s)		


**1 Product Model**



Code **T526 526RR** (End Only)

**2 Choose Product Finish**

**Standard Finishes - Tabletop**



Note: The Island(s) standard finish is black (EBT). If another finish is desired, please choose from the above finishes and specify on the 'Finish' section #2.

**3 Chargeable Accessories (Check all that apply)**

- Code **00** No Accessories
- \* Code **D1** MIC-18 MX418 S/C Microphone .....Qty \_\_\_\_\_
- \* Code **D4** FAN Cooling fan (Up to 2).....Qty \_\_\_\_\_
- Code **E1** PB 6 Outlet Power Bar .....Qty \_\_\_\_\_
- \* Code **E3** CUB3 Round Cable Well .....Qty \_\_\_\_\_
- \* Code **E4** SF-PB3 3 Outlet Power Bar .....Qty \_\_\_\_\_
- \* Code **E5** CUB5 Black Round Cable Well .....Qty \_\_\_\_\_
- \* Code **E6** CUB5 Silver Round Cable Well .....Qty \_\_\_\_\_
- \* Code **E7** PC-PATCH Power Panel with Surge Protection.....Qty \_\_\_\_\_
- \* Code **E8** CUB8 Table Top Cable Well .....Qty \_\_\_\_\_
- \* Code **EA** CUB4S Silver Power Panel .....Qty \_\_\_\_\_
- \* Code **EB** CUB4B Black Power Panel .....Qty \_\_\_\_\_
- \* Code **EC** CHGQIW Wireless Charging Station White.....Qty \_\_\_\_\_
- \* Code **EF** CHGQIB Wireless Charging Station Black.....Qty \_\_\_\_\_
- \*\* Code **ED** CHGQI-DNGL Dongle Lightning .....Qty \_\_\_\_\_
- Code **J4** DIR9200-10 10U Rack Module.....Qty \_\_\_\_\_
- Code **K3** PLM1022 Monitor Mount .....Qty \_\_\_\_\_
  
- 36B** Bridge for Cable Management .....Qty \_\_\_\_\_

(Please include Bridge Order Form for desired length)

- \* **Cutout Required** (Extra Charges will apply)
- \*\* Requires CHGQIW/B accessory

**Comments (Please use this section to provide additional information)**

---

---

---

---

---

---

---

---

---

---

**Notes**

**CAD Drawings/Symbols**  
 CAD drawings are available by request at sales@vegroup.net

**Custom Cutouts**  
 Estimated lead time within 20 business days from receipt of P.O. and signed drawings.

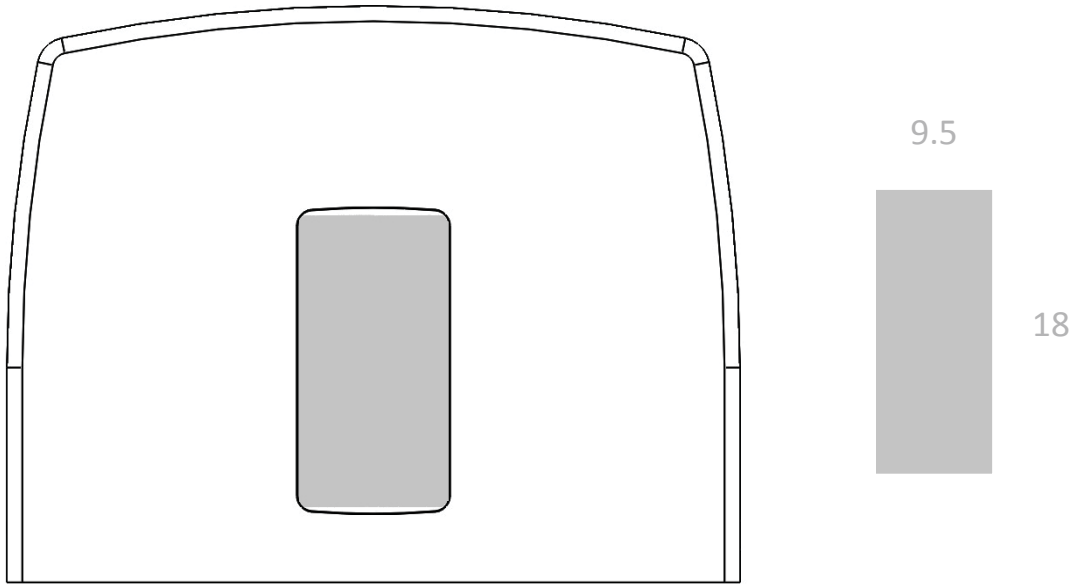
**Customizations**  
 Modifications to design such as shape and/or size variations have to be quoted on a per case basis and are applicable for quantities of 10+ only.

Custom Cutout Option on Page 2

Please indicate custom cutout location on the drawing(s) below


**4** Custom Cutout Option (Extra charges will apply)

526RR (END ONLY)



Code **CO** No Custom Cutout

Code **CC** Custom Cutout (Specify on Cutout Area Above)

 Cutout Area