

Date _____
 AVFI Sales REP _____
 Customer Signature _____

Quote No. _____
 Customer No. _____
 AVFI No. _____

Office Use Only

To generate your order form, please refer to the information provided below to insert the alphabetic and/or numeric code in the respective category boxes. Please note that without this filled out Order Form, your purchase **cannot** be processed.

1	2	3	4
Product Model	Finish	Chargeable Accessories (One Code Per Box)	Custom Cutouts
Choose Top PDX22- _____			

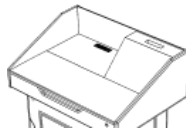
1 Product Model (Choose Top Configuration)



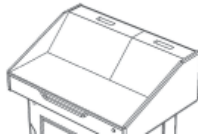
Code **PDX22**
WW Configuration Shown



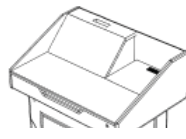
FF (F22 + F17)



FW (F22 + W17)



WW (W22 + W17)



WF (W22 + F17)

2 Choose Product Finish

Standard Finishes (Ships within 1-14 days)



Code **FMT**
 (Fusion Maple)



Code **CLT**
 (Clove)



Code **SGT**
 (Shark Grey)

Optional Finishes (Ships within 28 days)



APT



RCT



CJT



ART



BRT



ELT



CWT



BAT



EBT

3 Chargeable Accessories (Check all that apply)

- Code **O0** No Accessories _____
- Code **B1** **9031-1** 1U Utility Metal ShelfQty _____
- Code **B2** **9031-2** 2U Utility Metal ShelfQty _____
- Code **B3** **9031-3** 3U Utility Metal ShelfQty _____
- Code **B5** **9052-2** 2U Sliding Metal DrawerQty _____
- Code **B6** **9052-3** 3U Sliding Metal DrawerQty _____
- * Code **D1** **MIC-18** MX418 S/C MicrophoneQty _____
- * Code **D2** **LIGHT-18** Gooseneck LightQty _____
- * Code **D3** **FM3** Timer/ClockQty _____
- * Code **D6** **GRC60B** Black 60mm Round GrommetQty _____
- * Code **D7** **GRC60W** White 60mm Round GrommetQty _____
- * Code **D8** **GRC60G** Grey 60mm Round GrommetQty _____
- * Code **E0** **POP5** Power-Data ModuleQty _____
- Code **E1** **PB** 6 Outlet Power BarQty _____
- * Code **E3** **CUB3** Round Cable WellQty _____
- * Code **E4** **SF-PB3** 3 Outlet Power BarQty _____
- * Code **E5** **CUB5** Black Round Cable WellQty _____
- * Code **E6** **CUB5** Silver Round Cable WellQty _____
- * Code **E7** **PC-PATCH** Power-Data ModuleQty _____
- * Code **E8** **CUB8** Table Top Cable Well (Wedge surface required) Qty _____
- * Code **EA** **CUB4S** Silver Power PanelQty _____
- * Code **EB** **CUB4B** Black Power PanelQty _____
- Code **J1** **9107** Lacing BarQty _____
- Code **K1** **C900S** Single Monitor ArmQty _____
- Code **K3** **PLM1022** Monitor MountQty _____
- Code **K4** **MM1232** Monitor MountQty _____
- Code **M5** **MCB1925** Monitor/Camera BracketQty _____
- Code **P4** **MAGKEY** Additional Key for Hidden LocksQty _____
- Code **Q1** **LEV4AX4** 4x Levelers for Non-Mobile Applications Qty _____

* Cutout Required (Extra Charges will apply)

Comments (Please use this section to provide additional information)

Notes

CAD Drawings/Symbols

CAD drawings are available by request at sales@vegroup.net

Custom Cutouts

Estimated lead time is 2-4 weeks from receipt of P.O. and signed drawings.

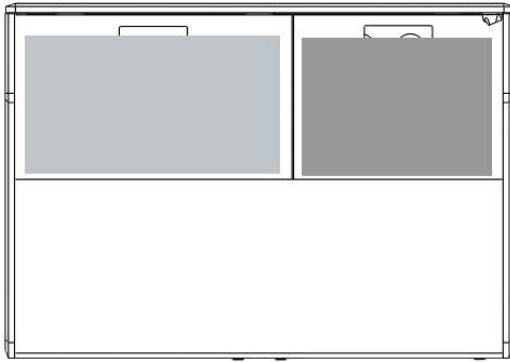
Customizations

Modifications to design such as shape and/or size variations have to be quoted on a per case basis and are applicable for quantities of 10+ only.

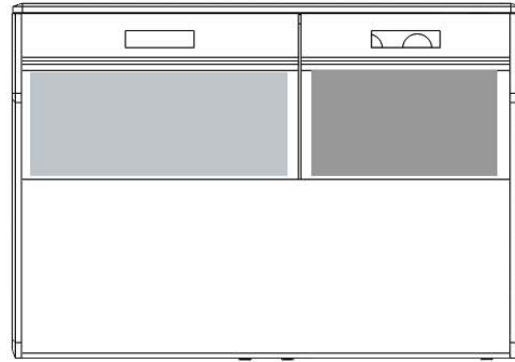
Custom Cutout Option on Page 2

Please indicate custom cutout location on the drawing(s) below

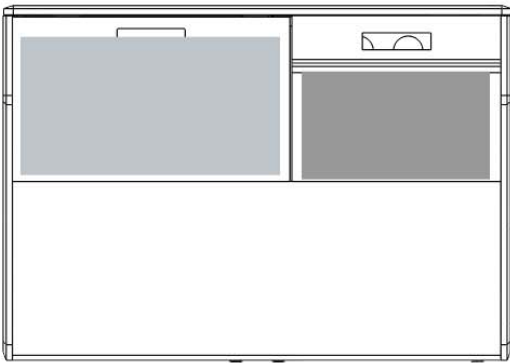
4 Custom Cutout Option (Extra charges will apply)



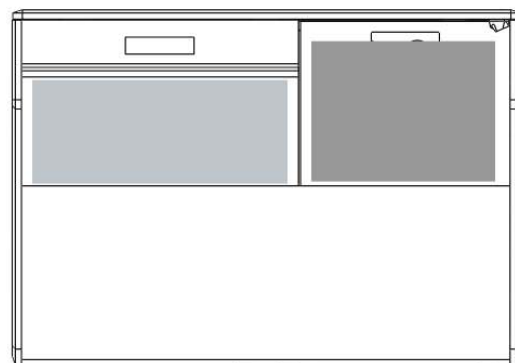
FLAT F22 + FLAT F17 = **FF**



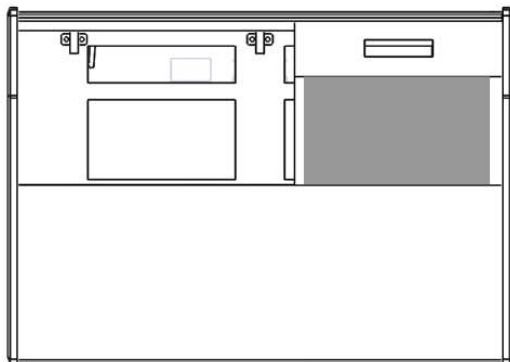
WEDGE W22 + WEDGE W17 = **WW**



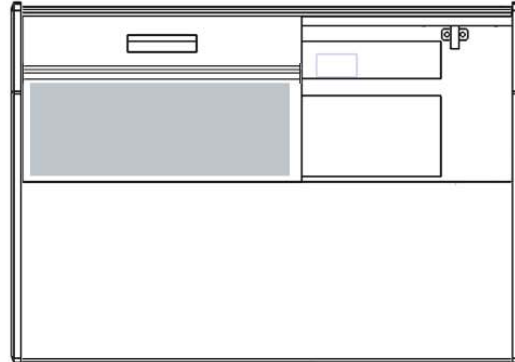
FLAT F22 + WEDGE W17 = **FW**



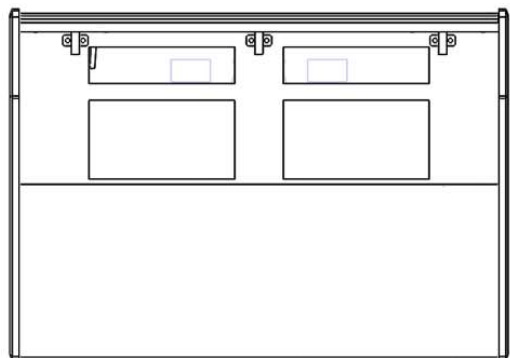
WEDGE W22 + FLAT F17 = **WF**



NO POD F0 + WEDGE W17



WEDGE W22 + NO POD F0



NO POD F0 + NO POD F0



Code **C0** No Custom Cutout

Code **CC** Custom Cutout (Specify on Cutout Area Above)

  Cutout Area