

Date _____
 AVFI Sales REP _____
 Customer Signature _____


Quote No. _____
 Customer No. _____
 AVFI No. _____

Office Use Only

To generate your order form, please refer to the information provided below to insert the alphabetic and/or numeric code in the respective category boxes. Please note that without this filled out Order Form, your purchase **cannot** be processed.

1	2	3	4
Product Model	Finish	Chargeable Accessories (One Code Per Box)	Custom Cutouts
PDX21			

1 Choose Model Style



Code **PDX21**

2 Choose Product Finish

Standard Finishes (Ships within 1-14 days)



Code **APT**
(Auburn Pear)



Code **ELT**
(Elegance)



Code **EBT**
(Ebony)

Optional Finishes (Ships within 28 days)



FMT



RCT



CLT



CJT



ART



BRT



CWT



BAT



SGT

3 Chargeable Accessories (Check all that apply)

- Code **00** No Accessories
- Code **B1** 9031-1 1U Utility Metal ShelfQty _____
- Code **B2** 9031-2 2U Utility Metal ShelfQty _____
- Code **B3** 9031-3 3U Utility Metal Shelf.....Qty _____
- Code **B4** 9041 Sliding Metal Shelf (Rear rack required).....Qty _____
- Code **B5** 9052-2 2U Sliding Metal Drawer.....Qty _____
- Code **B6** 9052-3 3U Sliding Metal Drawer.....Qty _____
- Code **D1** MIC-18 MX418 Microphone (Cutout required)....Qty _____
- Code **D2** LIGHT-18 Gooseneck Light (Cutout required).....Qty _____
- Code **D3** FM3 Timer/Clock (Cutout required).....Qty _____
- Code **E0** POP5 Power-Data Module (Cutout required).....Qty _____
- Code **E1** PB 6 Outlet Power Bar.....Qty _____
- Code **E3** CUB3 Round Cable Well (Cutout required).....Qty _____
- Code **E4** SF-PB3 3 Outlet Power Bar (Cutout required).....Qty _____
- Code **E5** CUB5 Black Round Cable Well (Cutout required)..Qty _____
- Code **E6** CUB5 Silver Round Cable Well (Cutout required)..Qty _____
- Code **E7** PC-PATCH Power-Data Module(Cutout required)..Qty _____
- Code **E8** CUB8 Table Top Cable Well (Cutout required).....Qty _____
- Code **F0** No Wedge or Flat Surface
- Code **F1** F17 Flat Surface 17".....Qty _____
- Code **F3** F22 Flat Surface 22".....Qty _____
- Code **H1** RMT12 12U Rack Frame Kit (Rear).....Qty _____
- Code **J1** 9107 Lacing BarQty _____
- Code **J4** DIR9200-10 10U Rack Module.....Qty _____
- Code **J5** DIR9200-12 12U Rack Module.....Qty _____
- Code **K1** C900S Single Monitor Arm.....Qty _____
- Code **K3** PLM1022 Monitor MountQty _____
- Code **K4** MM1232 Monitor MountQty _____
- Code **M5** MCB1925 Monitor/Camera BracketQty _____
- Code **P4** MAGKEY Additional Key for Hidden Locks.....Qty _____

Non-Chargeable Accessories

Code **D5** Feet/Levelers Instead of 4" CastersQty _____

Comments (Please use this section to provide additional information)

Notes

CAD Drawings/Symbols

CAD drawings are available by request at sales@vegroup.net

Custom Cutouts

Estimated lead time is 2-4 weeks from receipt of P.O. and signed drawings.

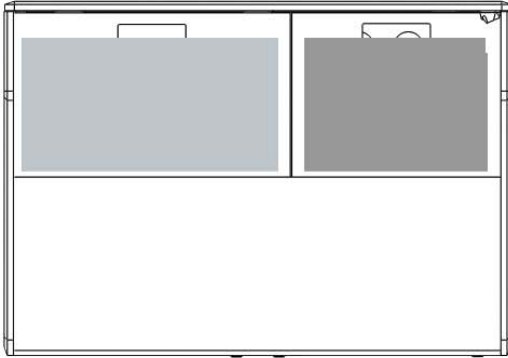
Customizations

Modifications to design such as shape and/or size variations have to be quoted on a per case basis and are applicable for quantities of 10+ only.

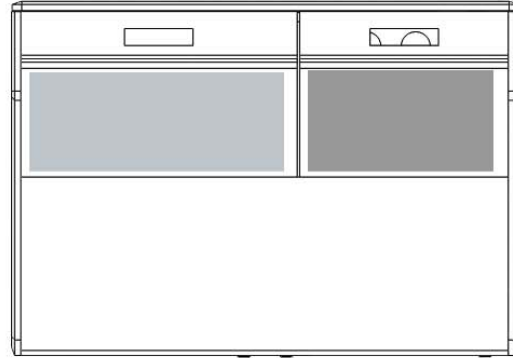
Custom Cutout Option on Page 2

Please indicate custom cutout location on the drawing(s) below

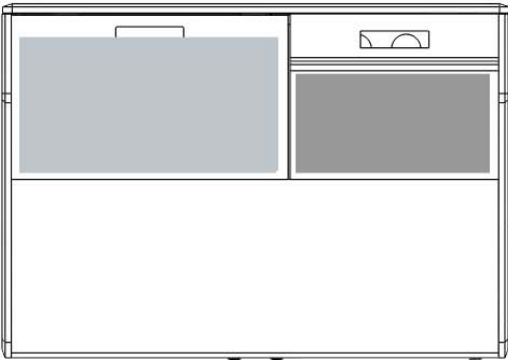
4 Custom Cutout Option (Extra charges will apply)



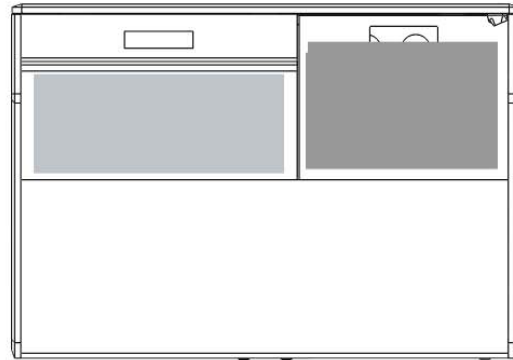
FLAT F22 + FLAT F17



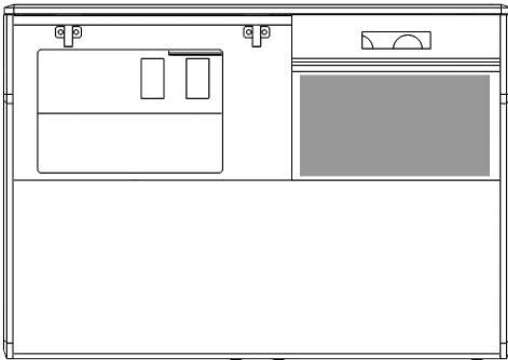
WEDGE W22 + WEDGE W17



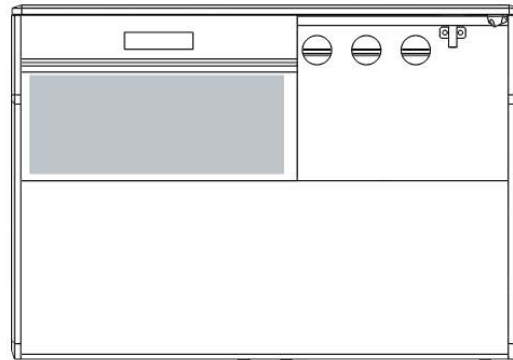
FLAT F22 + WEDGE W17



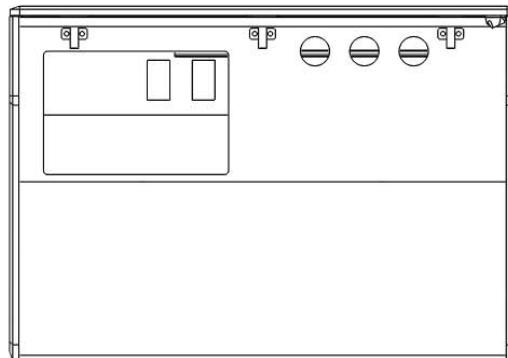
WEDGE W22 + FLAT F17



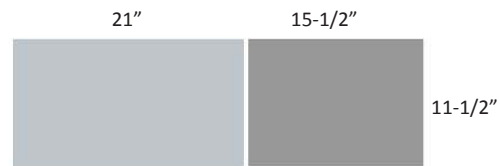
NO POD F0 + WEDGE W17



WEDGE W22 + NO POD F0



NO POD F0 + NO POD F0



Code **CO** No Custom Cutout

Code **CC** Custom Cutout (Specify on Cutout Area Above)

Cutout Area