

Date _____
 AVFI Sales REP _____
 Customer Signature _____

Quote No. _____
 Customer No. _____
 AVFI No. _____

Office Use Only

To generate your order form, please refer to the information provided below to insert the alphabetic and/or numeric code in the respective category boxes. Please note that without this filled out Order Form, your purchase **cannot** be processed.

| 1 Product Model | 2 Finishes | | 3 Chargeable Accessories (One Code Per Box) | | | | | | 4 Custom Cutouts | |
|---------------------|------------|-----------|---|--|--|--|--|--|------------------|--|
| | Fabric | Table Top | | | | | | | | |
| MS200-03 SET | | | | | | | | | | |

1 Product Model



Code **MS200-03 SET**

Standard Components Included:
 5x MS223SW (Seat Wedge), 1x MS242CT (Coffee Table),
 2x MS215ET (End Table), 2x CUB4 (Power Panel)

Note: Metal legs, ganging connectors and hardware are included.

2 Choose Product Finish

Fabrics

| | | | | | |
|---|--|---|---|---|---|
|  |  |  |  |  |  |
| FNB212 | FNB009 | FNB059 | FNB069 | FEG059 | FEG304 |

Table Top Finishes

| | |
|---|--|
|  |  |
| ART | CWT |

Comments (Please use this section to provide additional information)

3 Chargeable Accessories (Check all that apply)

Code **00** No Accessories

Code **E1** **PB** 6 Outlet Power BarQty _____

Code **EA** **CUB4S** Silver Power PanelQty _____

Code **EB** **CUB4B** Black Power PanelQty _____

Code **EC** **CHGQi92-S** Silver Wireless Charging Station..Qty _____

Code **ED** **USBMQi-W** White Micro USB Qi Wireless DongleQty _____

Code **EF** **IPQi-W** White Lightning Qi Wireless Dongle.....Qty _____

Note: Codes **EA, EB, EC** are available for the **MS215ET End Table** (2 Maximum. Cutout required for each accessory). Codes **ED, EF** require **CHGQi92-S**

Notes

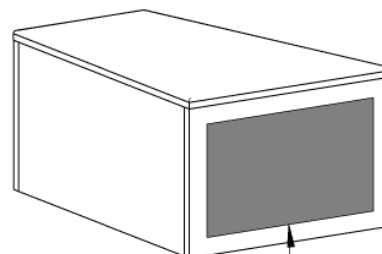
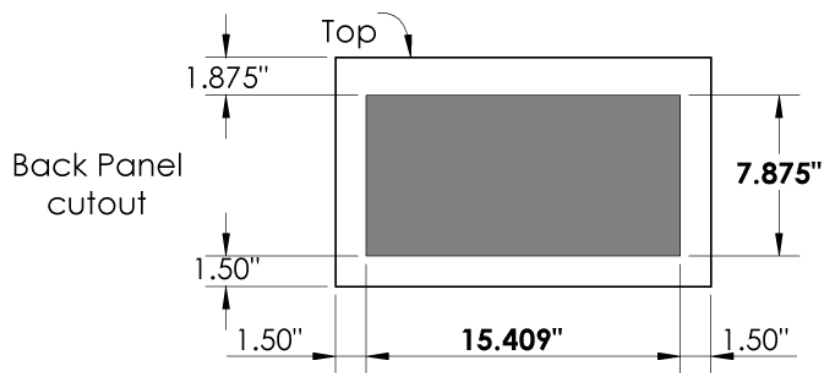
CAD Drawings/Symbols
 CAD drawings are available by request at sales@vegroup.net

Custom Cutout Option on Page 2 (Available for MS215ET End Table Only)

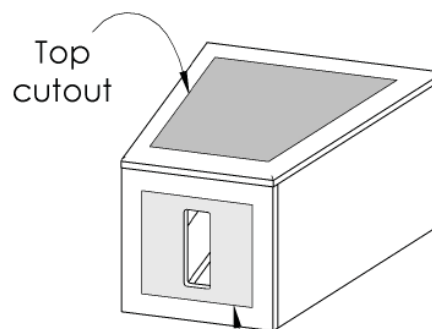
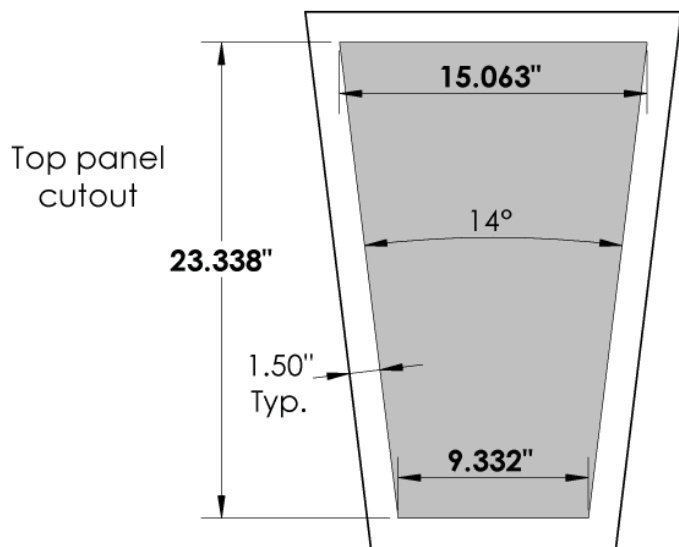
Please indicate custom cutout location on the drawing(s) below

4 Custom Cutout Option (Extra charges will apply)

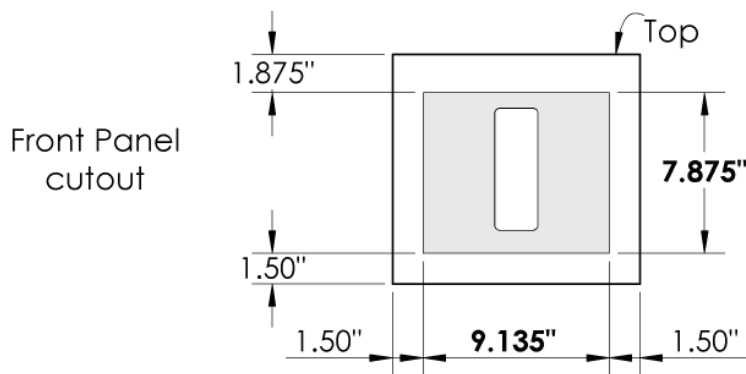
MS215ET End Table



Back cutout



Top cutout



Front cutout

Code **CO** No Custom Cutout

Code **CC** Custom Cutout (Specify on Cutout Area Above)

 Cutout Area - Front Panel (9.135" W X 7.875" H)

 Cutout Area - Top Panel (9.332"/15.063" W X 23.338" D)

 Cutout Area - Back Panel (15.509" W X 7.875" H)