

Date _____
 AVFI Sales REP _____
 Customer Signature _____

Quote No. _____
 Customer No. _____
 AVFI No. _____

Office Use Only

To generate your order form, please refer to the information provided below to insert the alphabetic and/or numeric code in the respective category boxes. Please note that without this filled out Order Form, your purchase **cannot** be processed.

1 Product Model	2 Finishes		3 Chargeable Accessories (One Code Per Box)						4 Custom Cutouts
	Fabric	Table Top							
MS200-02 SET									

1 Product Model



Code **MS200-02 SET**

Standard Components Included:
 5x MS223SW (Seat Wedge), 2x MS223IB (Inside Back),
 1x MS223OB (Outside Back), 1x MS242CT (Coffee Table),
 1x MS245IT (Inside Standing Table), 1x CHLD245 (Cup Holder),
 2x MS215ET (End Table), 2x CUB4 (Power Panel)

Note: Metal legs, ganging connectors and hardware are included.

2 Choose Product Finish

Fabrics

					
FNB212	FNB009	FNB059	FNB069	FEG059	FEG304

Table Top Finishes

	
ART	CWT

Comments (Please use this section to provide additional information)

3 Chargeable Accessories (Check all that apply)

Code **00** No Accessories
 Code **E1** **PB** 6 Outlet Power BarQty _____
 Code **EA** **CUB4S** Silver Power PanelQty _____
 Code **EB** **CUB4B** Black Power PanelQty _____
 Code **EC** **CHGQi92-S** Silver Wireless Charging Station..Qty _____
 Code **ED** **USBMQi-W** White Micro USB Qi Wireless DongleQty _____
 Code **EF** **IPQi-W** White Lightning Qi Wireless DongleQty _____
 Code **N7** **CHLD45** Cup Holder, available for MS245IT Standing Table (2 maximum).....Qty _____

Note:
 Codes **EA, EB, EC** are available for the **MS215ET End Table** (2 Maximum. Cutout required for each accessory). Codes **ED, EF** require **CHGQi92-S**

Notes

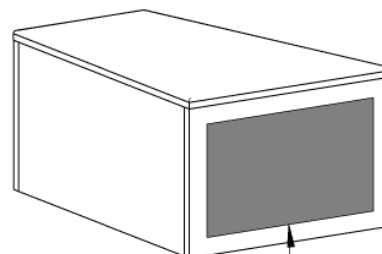
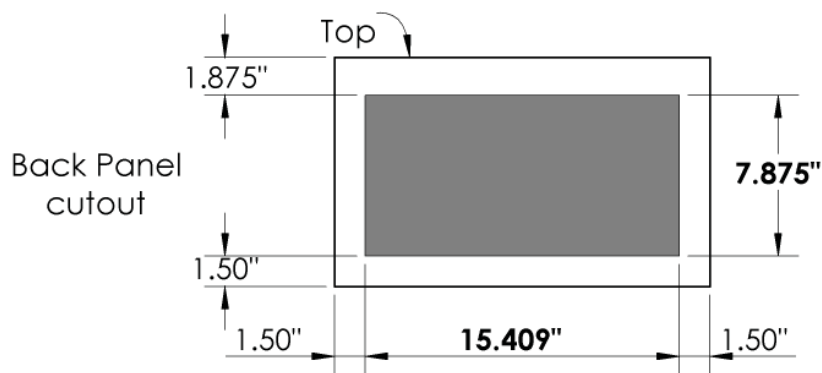
CAD Drawings/Symbols
 CAD drawings are available by request at sales@vegroup.net

Custom Cutout Option on Page 2 (Available for MS215ET End Table Only)


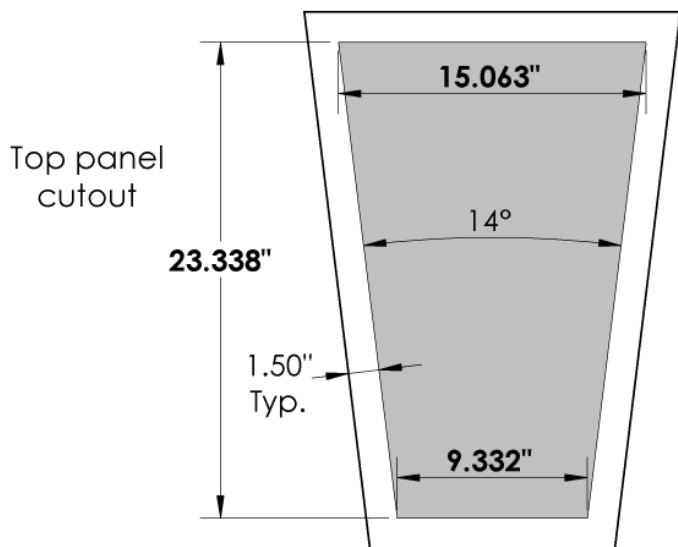
Please indicate custom cutout location on the drawing(s) below

4 Custom Cutout Option (Extra charges will apply)

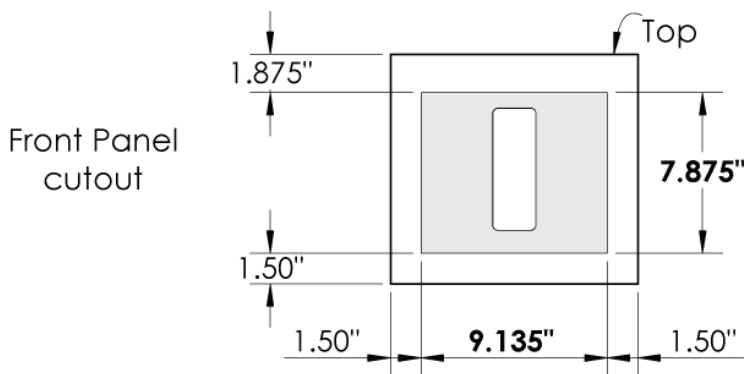
MS215ET End Table



Back cutout



Top cutout



Front cutout

Code **CO** No Custom Cutout

Code **CC** Custom Cutout (Specify on Cutout Area Above)

■ Cutout Area - Front Panel (9.135" W X 7.875" H)

■ Cutout Area - Top Panel (9.332"/15.063" W X 23.338" D)

■ Cutout Area - Back Panel (15.509" W X 7.875" H)